

PCT

WORLD INTELLECTUAL PROPERTY ORGANIZATION
International Bureau



INTERNATIONAL APPLICATION PUBLISHED UNDER THE PATENT COOPERATION TREATY (PCT)

<p>(51) International Patent Classification ⁶ : C12P 21/02, C07K 14/505</p>	<p>A1</p>	<p>(11) International Publication Number: WO 95/12684 (43) International Publication Date: 11 May 1995 (11.05.95)</p>
<p>(21) International Application Number: PCT/US94/12420 (22) International Filing Date: 28 October 1994 (28.10.94) (30) Priority Data: 08/148,298 5 November 1993 (05.11.93) US (71) Applicant: AMGEN INC. [US/US]; Amgen Center, 1840 Dehavilland Drive, Thousand Oaks, CA 91320-1789 (US). (72) Inventors: BLUMEN, Tracy, Kaye; 602 Calle Del Sur, Thousand Oaks, CA 91360 (US). GRAMPP, Gustavo, E.; 2870 Columbine Court, Thousand Oaks, CA 91360 (US). HETTWER, David, Joseph; 1912 Cannes Drive, Thousand Oaks, CA 91362 (US). (74) Agents: ODRE, Steven, M. et al.; Amgen Inc., Amgen Center, 1840 Dehavilland Drive, Thousand Oaks, CA 91320-1789 (US).</p>	<p>(81) Designated States: AU, CA, JP, European patent (AT, BE, CH, DE, DK, ES, FR, GB, GR, IE, IT, LU, MC, NL, PT, SE). Published <i>With international search report. Before the expiration of the time limit for amending the claims and to be republished in the event of the receipt of amendments.</i></p>	
<p>(54) Title: METHODS FOR CONTROLLING SIALIC ACID DERIVATIVES IN RECOMBINANT GLYCOPROTEINS</p>		
<p>(57) Abstract</p>		
<p>The invention relates to the effects of CO₂ on the carbohydrate composition of a cell culture-derived recombinant glycoprotein. The methods of the invention demonstrate a practical method for controlling levels of a sialic acid derivative, NGNA, in secreted recombinant glycoproteins which will be useful in a variety of bioprocessing systems.</p>		

BEST AVAILABLE COPY

FOR THE PURPOSES OF INFORMATION ONLY

Codes used to identify States party to the PCT on the front pages of pamphlets publishing international applications under the PCT.

AT	Austria	GB	United Kingdom	MR	Mauritania
AU	Australia	GE	Georgia	MW	Malawi
BB	Barbados	GN	Guinea	NE	Niger
BE	Belgium	GR	Greece	NL	Netherlands
BF	Burkina Faso	HU	Hungary	NO	Norway
BG	Bulgaria	IE	Ireland	NZ	New Zealand
BJ	Benin	IT	Italy	PL	Poland
BR	Brazil	JP	Japan	PT	Portugal
BY	Belarus	KE	Kenya	RO	Romania
CA	Canada	KG	Kyrgyzstan	RU	Russian Federation
CF	Central African Republic	KP	Democratic People's Republic of Korea	SD	Sudan
CG	Congo	KR	Republic of Korea	SE	Sweden
CH	Switzerland	KZ	Kazakhstan	SI	Slovenia
CI	Côte d'Ivoire	LI	Liechtenstein	SK	Slovakia
CM	Cameroon	LV	Latvia	SN	Senegal
CN	China	LK	Sri Lanka	TD	Chad
CS	Czechoslovakia	LU	Luxembourg	TG	Togo
CZ	Czech Republic	LV	Latvia	TJ	Tajikistan
DE	Germany	MC	Monaco	TT	Trinidad and Tobago
DK	Denmark	MD	Republic of Moldova	UA	Ukraine
ES	Spain	MG	Madagascar	US	United States of America
FI	Finland	ML	Mali	UZ	Uzbekistan
FR	France	MN	Mongolia	VN	Viet Nam
GA	Gabon				

- 1 -

METHODS FOR CONTROLLING SIALIC ACID DERIVATIVES IN
RECOMBINANT GLYCOPROTEINS

BACKGROUND OF THE INVENTION

5

The present invention relates to a process for producing a recombinant glycoprotein wherein certain cell culture and/or production parameters are monitored and adjusted so as to control sialylation of the recombinant glycoprotein. In particular, the invention is to a process comprising a method wherein the level of CO₂ is monitored and adjusted thereby controlling N-glycolylneuraminic acid (NGNA) levels in the oligosaccharide groups of the recombinant glycoprotein.

10

Most cell surface and secretory proteins produced by eucaryotic cells are modified with one or more oligosaccharide groups. This modification, referred to as glycosylation, occurs at specific locations along the polypeptide backbone and is usually of two types: O-linked oligosaccharides are attached to serine or threonine residues while N-linked oligosaccharides are attached to asparagine residues when they are part of the sequence Asn-X-Ser/Thr, where X can be any amino acid except proline. Glycosylation can dramatically affect the physical properties of proteins and can also be important in protein stability, secretion, and subcellular localization. Proper glycosylation can be essential for biological activity. In fact, some genes from eucaryotic organisms, when expressed in bacteria (e.g., *E. coli*) which lack cellular processes for glycosylating proteins, yield proteins that are recovered with little or no activity by virtue of their lack of glycosylation.

15

The structures of N-linked and O-linked oligosaccharides and the sugar residues found in each type are different. One type of sugar that is commonly

- 2 -

found on both N-linked and O-linked oligosaccharides is sialic acid. Sialic acid is a generic name for a group of about 30 naturally occurring acidic carbohydrates that are essential components of a large number of glycoconjugates. Schauer, *Biochem. Society Transactions*, 11, 270-271 (1983). Sialic acids are usually the terminal residue of the oligosaccharides. Sialylation of recombinant glycoproteins is very important and may impart many significant properties to the glycoprotein including the following: (1) charge; (2) antigenicity; (3) resistance to protease attack; (4) immunogenicity; (5) plasma clearance rate; and (6) bioactivity.

N-acetylneuraminic acid (NANA) is the most common sialic acid form and N-glycolylneuraminic acid (NGNA) is the second most common form. Schauer, *Glycobiology*, 1, 449-452 (1991). NGNA differs from NANA by the presence of a hydroxyl group on the acetyl moiety, and formally results from the enzymatic hydroxylation of the sugar nucleotide CMP-NANA to form CMP-NGNA, followed by transfer of NGNA from the CMP-NGNA to the glycoprotein by a sialyltransferase. Alternatively, NGNA can be produced by the biosynthetic pathway for NANA by replacing N-acetylmannosamine (a component of NANA biosynthesis) with N-glycoloylmannosamine. N-glycoloylmannosamine is derived as a natural breakdown product of NGNA.

NGNA is widespread throughout the animal kingdom and, according to species and tissue, often constitutes a significant proportion of the glycoconjugate-bound sialic acid. Certain species such as chicken and man are exceptional, since they lack NGNA in normal tissues. Corfield, et al., *Cell Biology Monographs*, 10, 5-50 (1982). In human serum samples, the percentage of sialic acid in the form of NGNA is reported to be 0.01% of the total sialic acid.

- 3 -

Schauer, "Sialic Acids as Antigenic Determinants of Complex Carbohydrates", found in *The Molecular Immunology of Complex Carbohydrates*, (Plenum Press, New York, 1988). NGNA has been described as an oncofetal antigen since it has been reported in fetal tissue and is found on the cell surface membrane coat of some tumor cells. Hirabayashi, et al., *Japan Journal of Cancer Research*, 78, 251-260 (1987).

Recombinant glycoproteins produced in mammalian cell lines like Chinese hamster ovary (CHO) cells have been found to contain NGNA as a minor form of sialic acid. Hokke, et al., *FEBS*, 275, 9-14 (1990). To date, there have been no reports of antibodies to NGNA on these recombinant glycoproteins. The ability to limit or control levels of NGNA in recombinant glycoproteins could be useful to those evaluating recombinant glycoproteins for therapeutic use.

A glycoprotein capable of production in eucaryotic cells is erythropoietin (EPO). Erythropoietin is a glycoprotein hormone produced in CHO cells and involved in the maturation of erythroid progenitor cells into erythrocytes. It is essential in regulating levels of red blood cells in circulation. Naturally occurring erythropoietin is produced by the liver during fetal life and by the kidney of adults and circulates in the blood and stimulates the production of red blood cells in bone marrow. Anemia is almost invariably a consequence of renal failure due to decreased production of erythropoietin from the kidney. Recombinant erythropoietin produced by genetic engineering techniques involving the expression of a protein product from a host cell transformed with the gene encoding erythropoietin has been found to be effective when used in the treatment of anemia resulting from chronic renal failure.

- 4 -

Recombinant erythropoietin derived from CHO cells has the amino acid sequence 1-165 of human erythropoietin and contain three N-linked and one O-linked oligosaccharide chains which together comprise about 40% of the total molecular weight of the glycoprotein. N-linked glycosylation occurs at asparagine residues located at positions 24, 38 and 83 while O-linked glycosylation occurs at a serine residue located at position 126 (Lai et al. *J. Biol. Chem.* 261, 3116 (1986); Broudy et al. *Arch. Biochem. Biophys.* 265, 329 (1988)).

The process of glycosylation and the factors which affect it are not well understood. Of the factors known to influence the structures of protein-bound oligosaccharides, cell metabolism is the most difficult to control. In a study reported by Tsao, E., et al. in *Annals New York Academy of Sciences*, 665: 127-136 (1992), the effects of various process parameters, including growth and production kinetics, incubation temperature, rotation rate, CO₂ gassing, inoculum density, and inoculum generation number, on both the growth of the recombinant CHO cells and the production of EPO in roller bottles, were characterized. The studies allowed Tsao, et al. to optimize a roller bottle process, and better deal with various process disturbances.

There have been several reports relating to effects of cell culture parameters on carbohydrate structure in general. For example, N-linked glycosylation was shown to be influenced by cell culture variables such as glucose concentration, ammonium ion concentration and the hormonal content of the medium. Goochee et al., *Biotechnology*, 8: 421-427 (1990). In addition, it has been reported that the heterogeneity of glycoprotein oligosaccharides could be influenced by endogenous CHO cell sialidase released into the extracellular medium. Gramer et al., *Biotechnology Prog.*, 9: 366-373 (1993).

- 5 -

However, nothing can be drawn from the literature regarding the effect of various cell culture and/or production parameters on the NGNA composition of a cell culture-derived recombinant glycoprotein. This invention demonstrates that the monitoring and adjusting of one such parameter, e.g., CO₂, during biosynthesis can help control the NGNA composition of a secreted recombinant glycoprotein. This is very important to those working in the field because it demonstrates that process changes, even those considered benign, can lead to significant product glycosylation changes.

SUMMARY OF THE INVENTION

The present invention is directed to a process for the production of recombinant glycoproteins wherein certain cell culture and/or production parameters are monitored and adjusted thereby controlling the carbohydrate composition of the glycoprotein. In particular, the invention is directed to a process wherein liquid phase pCO₂ is monitored and adjusted so as to control the NGNA levels present in the carbohydrate moiety of the glycoprotein. Surprisingly, the relative and/or absolute amount of NGNA present in the covalently-bound sialic acid residues on the native or recombinant glycoproteins may be reduced by manipulating the culture environment in such a way as to increase the dissolved carbon dioxide and/or carbonate species.

In a preferred embodiment the method of monitoring liquid phase pCO₂ is selected from: 1) sampling and analyzing media from the bioprocessing system; or 2) incorporating into the bioprocessing system a probe designed to measure liquid phase pCO₂.

In a preferred embodiment the method of adjusting dissolved carbon dioxide and/or carbonate species is selected from: 1) metering controlled mixtures of gasses

- 6 -

into the gas phase; 2) changing the exchange rate of gasses between the liquid and gas phases of the reactor; 3) changing the exchange rate of the immediate cell-culture gas phase with the gas in an external reservoir. The invention further comprises controlling carbon dioxide and/or carbonate species by increasing the amount of dissolved bicarbonate in the production media.

Additional elements that provide preferred embodiments of the invention include controlling one or more of the following cell culture and/or production parameters: O₂; pH; lactate; and glucose. As would be understood by a person having knowledge of the art, the invention encompasses methods of controlling NGNA levels having various combinations of these additional elements.

15

BRIEF DESCRIPTION OF THE DRAWINGS

FIGURE 1 is a schematic of the venting/sampling stopper system designed to replace the fitted-vented screw cap on the Falcon 3113 300 cm² T-flasks. This system was used to develop the experimental T-flasks used in the invention.

FIGURE 2 is a schematic of the gassing and humidification assembly used to supply metered gas mixtures to the venting/sampling T-flask assembly detailed in Figure 1. This assembly was used to investigate effects of environmental parameters on NGNA composition.

FIGURE 3 shows glucose profiles from runs 1.1 - 1.6 demonstrating that glucose metabolism was sustained throughout biosynthesis. Plotted are the measured daily glucose sample concentrations (lower of each pair) and the calculated glucose concentrations after make-up addition for each daily sample (higher of each pair) [g/L] versus the cumulative time of the experimental

- 7 -

incubation. Runs 1.1- 1.5 contained 3.1 g/L glucose initially. Run 1.6 contained 2.7 g/L glucose because the media was diluted slightly to maintain osmolarity below 350 mmolal.

5

FIGURE 4 shows lactate profiles from runs 1.1 - 1.6 demonstrating the accumulation of acids during biosynthesis. Plotted are the measured daily lactate sample concentrations (higher of each pair) and the
10 calculated lactate concentrations after dilution by make-up volume for each daily sample (lower of each pair) [g/L] versus the cumulative time of the experimental incubation. Daily changes in molar lactate content in each flask were calculated and an equimolar equivalent of 1N NaOH was added
15 to titrate against the acidity.

FIGURE 5 shows dissolved oxygen profiles from six experimental T-flasks. Plotted are the measured daily pO₂ levels [mm Hg] versus the cumulative time of the
20 experimental incubation.

FIGURE 6 shows dissolved carbon dioxide profiles from twelve experimental T-flasks. Plotted are the measured daily pCO₂ levels [mm Hg] versus the cumulative
25 time of the experimental incubations.

FIGURE 7 shows pH profiles from twelve experimental T-flasks. Plotted are the measured daily pH levels (lower of each pair) and the calculated pH after
30 titration with NaOH for each daily sample (higher of each pair) versus the cumulative time of the experimental incubation for the first (Figure 7a) and second experiments (Figure 7b). Calculations are based upon known titration slopes ($\partial\text{pH}/\partial\text{mM NaOH}$) for the experimental media.

35

- 8 -

FIGURE 8 shows a plot of the molar sialic acid composition versus carbon dioxide level. Plotted are the final mole percent NGNA versus the time-averaged pCO_2 levels for each of the twelve runs.

5

DETAILED DESCRIPTION

The methods by which certain cell culture and/or production parameters are monitored and adjusted so as to control NGNA levels in a production process are described in more detail in the discussion below and are illustrated by the example provided below. The example shows various aspects of the invention and includes results of NGNA control by manipulation of environmental parameters. The results were surprising in that the relative and/or absolute amount of NGNA present in the covalently-bound sialic acid residues on the recombinant glycoproteins was reduced by increasing the level of liquid phase pCO_2 .

20 In general, control of dissolved carbon dioxide and/or carbonate levels in the bioprocessing systems of the present invention involves controlling one or both of the following: 1) the exchange rate of carbon dioxide between the liquid and gas phases; or 2) the mean pCO_2 in the gas phase. In the present invention, the gas phase is defined as the overhead space of a stirred bioreactor, roller bottle, or T-flask; 2) the sparging gas of a stirred, airlift, or immobilized biomass bioreactor; 3) the gas phase of fibers in a hollow-fiber bioreactor; or 4) the gas phase of tubes in a stirred bioreactor fitted with gas-permeable tubing immersed in the liquid phase.

30 In the present invention, the methods of controlling the exchange rate of carbon dioxide between the liquid and gas phases include changing the agitation rate, sparging rate, surface to volume ratio, or permeability of a gas-exchange membrane.

- 9 -

Methods for controlling pCO₂ in the gas phase contemplated for use in the present invention include 1) metering controlled mixtures of gasses into the gas phase; or 2) changing the exchange rate of the immediate
5 cell-culture gas phase with the gas in an external reservoir, such as the atmosphere in an incubator.

Also comprehended by the invention is the control of dissolved carbon dioxide and/or carbonate species by increasing the amount of dissolved bicarbonate.

10 Contemplated for use in the present invention are production processes for a variety of recombinant glycoproteins. Exemplary proteins are glycoproteins containing N-linked and/or O-linked oligosaccharides including EPO, and stem cell factor (SCF). Processes for
15 producing these glycoproteins are known in the art (U. S. Patent No. 4,703,008 to Lin, and WO 91/05795 to Zsebo et al. (1990), respectively.) Also contemplated are membrane-bound glycoproteins such as those which might be
20 intrinsic to a vaccine or other therapeutic, as well as immunoglobulin containing N-linked and/or O-linked oligosaccharides.

In general, EPO useful in the present invention has the sequence of human erythropoietin, or closely related analogues thereof. The EPO may be produced by
25 mammalian cells outside the body, or it may be isolated from natural sources. Preferably, the EPO is recombinant EPO (rEPO) produced as described in U. S. Patent No. 4,703,008 to Lin, the disclosure of which is incorporated herein by reference. The preferred host cells are Chinese
30 Hamster Ovary (CHO) cells as described in Example 10 of the Lin patent. Other host cells known in the art, e.g. baby hamster kidney cells, may also be used to produce EPO useful in the present invention. While the procedures of Example 10 in the Lin patent are the preferred method for
35 producing rEPO, modifications and changes could be made to that process as known in the art.

- 10 -

Recombinant human erythropoietin contains three N-linked and one O-linked oligosaccharide chains which together comprise about 40% of the total molecular weight of the glycoprotein. The oligosaccharide chains
5 have been shown to be modified with terminal sialic acid residues, including NGNA. To date, no human serum samples have tested positive for antibodies to EPO.

The type of bioprocessing system contemplated for use in the present invention include flat-bottomed,
10 quiescent tissue culture flasks (T-flasks), roller bottles, stirred bioreactors for microcarrier or suspension cultures, fluidized beds, spinner flasks, and immobilized bed bioreactors including hollow-fiber bioreactors.

The methods of the present invention also
15 contemplate the control of other cell culture and/or production parameters including pH, pO₂, lactate, and glucose.

Although the invention has been described and illustrated with respect to certain methods of monitoring
20 and adjusting a cell culture and/or processing parameter in order to control NGNA levels, it will be apparent to one of ordinary skill that additional methods of controlling NGNA levels may exist without departing from the scope of the invention.

25

The following example will illustrate in more detail the various aspects of the present invention.

30

EXAMPLE 1

Controlled experiments using a modified T-flasks processing system were conducted to investigate the effects of various chemical and biochemical parameters on sialic
35 acid composition in secreted recombinant EPO from CHO

- 11 -

cells. CHO cells expressing EPO, as described in U. S. Patent No. 4,703,008 to Lin, were used.

1. System used to evaluate effects of parameters .

5

Initial work was performed to develop a T-flask system to use to control levels of CO₂. A modified system was needed to overcome the limitations (i.e., as they relate to controlling the experimental parameters) inherent in the use of vented-capped or closed-capped T-flask systems. A modified T-flask system was developed by replacing a single vented cap with a #9 stopper bored with three holes. Three stainless steel tubes penetrate the stopper. Two are connected on the exterior side to aseptic (0.2 μm) vent filters. The third tube is immersed in the media inside the flask and is connected to stainless steel luer-lock type sample ports. The latter are immersed in 70% ethanol to maintain sterility. One port is used to flush the other after sampling. The entire assembly can be autoclaved prior to attachment to the T-flask. Figure 1 provides a schematic of the T-flask assembly.

A gassing and humidification assembly (see Figure 2) is then used to supply metered gas mixtures to the vented T-flask assembly. In this assembly, air or carbon dioxide at 14 psig are manifolded to pairs of rotameters (Cole Parmer) (indicated as vertical rectangles with graduated faces). Needle control valves (Brooks 8500 series #1 or #3 needle valves) (indicated as cylinders with numbered faces) are situated upstream of the rotameters. These valves were used for the precise control of gas flow through the pairs of rotameters. The gas streams from the paired rotameters are mixed and sparged through water in enclosed vessels. The vessels are fitted with magnetic stir bars which are agitated over a stir plate to enhance gas-liquid mass transfer. The gas exiting the

- 12 -

humidification vessels is sent directly to the T-flask inlet vent filter as indicated in Figure 2.

2. Preparation of suspension cultures

5

CHO cells transfected with a DNA sequence encoding human EPO, as described in U. S. Patent No. 4,703,008 to Lin, were passaged continuously in suspension culture with growth media. Growth media consisted of
10 DMEM/F-12 (Dulbecco's Modified Eagles Medium/Ham's F-12 50%/50% composition mixture, Gibco) buffered with 2.4 g/L sodium bicarbonate, and supplemented with 5% Fetal Bovine Serum and 100 nM methotrexate. Cultures were maintained in
15 1L spinner vessels, gassed initially with air containing 10 mole % CO₂, and incubated at 37°C. Cells were inoculated at between 1 and 2 x 10⁵ cells/mL, grown to 0.5 to 1 x 10⁶ cells/mL, and split by dilution as necessary.

3. Media preparation

20

The treatment media was comprised of DMEM/F-12 buffered initially with 15 mM HEPES (Sigma) and supplemented with 1X penicillin/streptomycin (Sigma) and 1X L-glutamine (Gibco). These basal media were then adjusted
25 to desired initial conditions of pH and pCO₂ by adding sodium bicarbonate, and then adjusting pH and pCO₂ using 1N HCl and/or 1N NaOH, alternating with sparging using CO₂ and/or compressed air. The pH and pCO₂ were measured using
30 a blood-gas analyzer (Corning Model 178 pH/Blood Gas Analyzer). Finally, osmolarity was measured and adjusted to the desired range (300 to 350 mMolal) by adding NaCl or diluting slightly with purified water. Osmolarity was measured using a vapor pressure osmometer (Wescor). Table
35 1 describes medium formulation and initial conditions for a range of conditions as described therein.

- 13 -

TABLE 1

Sample I.D.	Adjustments per Liter				Final Conditions		
	NaHCO ₃ g	1N HCl mL	1N NaOH mL	NaCl g	pCO ₂ mm Hg	pH	Osm mMolal
1.1	0.32	-	0.6	-	10	6.70	307
1.2	0.32	-	4.8	-	5	7.13	305
1.3	2.40	13.2	-	-	69	6.78	341
1.4	2.40	-	0.2	-	75	7.10	339
1.5	2.40	4.0	-	-	153	6.76	316
1.6	3.88	-	14.0	-	160	7.10	341
2.1	0.64	-	2.0	-	20	6.70	319
2.2	1.28	2.2	-	0.6	20	7.11	324
2.3	1.28	7.0	-	0.6	40	6.71	329
2.4	2.53	9.4	-	-	38	7.16	325
2.5	1.90	2.8	-	0.3	120	6.74	334
2.6	3.79	-	-	-	119	7.12	348

4. Inoculation of flasks

5

To perform the experiments, suspension cultures as prepared above were inoculated into T-flasks at 10^7 cells per flask with a total of 200 mL of fresh growth medium per flask. Flasks were Becton-Dickenson Falcon® brand T-flask (Part Number 3113) with a 1.9 L volumetric capacity, 300 cm² surface area, and a 4 cm diameter mouth, and a vented cap. Cultures were incubated at 37°C in a 5% or 10% CO₂ atmosphere for 4 to 6 days, at which time cell densities approached 1 to 2 x 10⁸ cells per T-flask. After the growth period, cultures were washed 2X with Dulbecco's Phosphate Buffered Saline (D-PBS) (50 mL) to remove serum, and 150 to 200 mL of the treatment media as described in Table 1 was added.

20

- 14 -

5. Gassing and venting of the experimental flasks

After feeding the T-flasks with the media, the vented flask caps were replaced with the customized stoppers described in Example 1. The flasks were then transferred to a 37°C incubator where one of the vent lines from each flask was connected to the gassing and humidification assembly described in Example 1. Gas was supplied from high pressure sources (compressed CO₂ or compressed air), regulated to 14 psig, and manifolded to the pairs of reducing valves. Pressure-reduced, compressed air was controlled through rotameters calibrated for a maximum flow rate of 90 standard mL air/minute. Generally, the flow was adjusted in the range from 60 to 100% of the maximum, according to the balance required to achieve the desired pCO₂. Carbon dioxide was controlled through rotameters calibrated for a maximum flow rate of 12 standard mL air per minute. Carbon dioxide flow was adjusted in the range from 15 to 100% of the maximum, according to the desired pCO₂ level. Air and carbon dioxide streams from paired rotameters were joined and sparged through a stirred humidification chamber containing water at 37°C. Humidified gas was then manifolded to pairs of T-flasks. Gas compositions were checked at the exit vent filters from each T-flask using a blood gas analyzer (Corning Model 178 pH/Blood Gas Analyzer), and adjustments to the rotameter flows were made accordingly.

6. Sampling of the flasks for analysis

T-flasks were sampled daily (8 to 10 days) for off-gas composition, and for levels of pH, pCO₂, pO₂, glucose, and lactate. Because the stopper apparatus was not easily removed and replaced during sampling, media samples were withdrawn via luer lock ports connected to a siphon tube immersed in the media. Generally, a 3-5 mL

- 15 -

void sample was withdrawn and discarded, then a 5-10 mL sample was withdrawn for analysis. Make-up media was introduced via a sterile filter (0.45 μ m cut-off) to replenish volume lost through sampling. Also, the pH was adjusted by addition of 1N NaOH to titrate against the accumulation of lactate (see Figure 4). This method was found to maintain the pH near the original media set point. Finally, the sample port was then flushed with 70% ethanol and stored in a 70% ethanol bath to retain sterility. After immediate metabolic analysis, samples were saved at -20 °C for subsequent determination of EPO titers. The EPO titers (as measured by ELISA) varied from 1500 to 2400 U/ml for the twelve conditions.

7. Parameter profiles

a. glucose, lactate and pO₂ profiles

Figures 3, 4, and 5 show the glucose, lactate, and pO₂ profiles, respectively, from the first 6 conditions (1.1 - 1.6 in Table 1). Since these variables were essentially uncontrolled, and since their range of variation is unlikely to demonstrate an effect on NGNA composition, the comparable data from the other 6 conditions are not shown.

Figures 3 and 4 show the glucose and lactate profiles for runs 1.1 - 1.6. Glucose and lactate concentration was analyzed using a YSI 2700 Select Biochemistry Analyzer. Glucose and lactate are monitored for purposes of gauging metabolic activity and controlling pH. Although the profiles vary systematically between the runs, there is no functional relationship between metabolic rate and NGNA.

Figure 5 shows the pO₂ profile for runs 1.1 - 1.6. The flasks were analyzed for dissolved oxygen concentration using a Corning Model 178 pH/Blood Gas

- 16 -

Analyzer. The data show that pO₂ was maintained within a range sufficient to support metabolic activity. Independent studies have shown no effect of gas-phase pO₂ on EPO NGNA content.

5

b. pCO₂ and pH profiles

The pCO₂ and pH profiles for runs 1.1 - 1.6 and 2.1 - 2.6 are shown in Figures 6, 7a and 7b, respectively. The experiments were designed to control pCO₂ at or near six statistically distinct levels. Samples were analyzed for liquid phase pCO₂ and pH using a Corning Model 178 pH/Blood Gas Analyzer. The liquid phase pCO₂ was controlled within acceptable tolerances throughout the experimental runs. pH was also purposefully controlled at two statistically distinct levels. A paired t-test from each of the sets of runs with similar pCO₂ levels shows no significant effect of pH on NGNA composition for these experiments (see Figure 8).

10
15
20

8. Harvesting of media for analysis

After sufficient EPO was accumulated in the flasks for determination of sialic acid composition (generally 4×10^5 units), the media was harvested, filtered, and stored at -20 °C. Several flasks were trypsinized and counted to determine final cell density.

25

9. Analytical method for determining NGNA composition

30

Cell culture conditioned media containing glycosylated EPO was concentrated approximately 3-5 fold using a Centriprep-10 (Amicon, cat. # 4304). This concentrate was then partially purified by anion exchange chromatography. A 600uL bed volume of DEAE Bio-Gel Agarose (Bio-Rad, cat. # 153-0740) was poured into a poly-prep

35

- 17 -

chromatography column (Bio-Rad, cat. # 731-1550). The resin was equilibrated with four column volumes of 10 mM TRIS, pH 7.0. The concentrated conditioned media was diluted 1:10 with dH₂O (i.e. 2mL of media/18mL dH₂O) so that the conductivity would be equal to or less than that of the 10mM TRIS buffer. This diluted material was added to the resin and the unbound fraction (flow through) was collected. After loading, the column was washed with four column volumes of the TRIS buffer, this wash was combined with the flow through. The adsorbed EPO was eluted from the column with 10mM TRIS + 75 mM NaCl + 20uM CuSO₄, pH 7.0

This eluted material was then subjected to concentration and diafiltration into dH₂O. Approximately 1800uL of the eluted EPO solution was concentrated ~10 fold in a Centricon-10 (Amicon, cat. # 4205) using a Beckman J6B centrifuge at 5000 rpm. Subsequently, the sample was buffer exchanged into dH₂O by adding 1000uL of dH₂O to the centricon and centrifuging as before for ~ 90 minutes. The EPO concentration of this final diafiltered material is determined by ELISA.

The sialic acid groups attached to the EPO molecule were then released by digestion with Neuraminidase *Arthrobacter ureafaciens* (Calbiochem, cat. # 480714) The EPO sample was adjusted to a final protein concentration of 0.25 mg/mL. Approximately 0.1 Units of Neuraminidase will digest 0.25 mg of EPO. Hence, 10uL of the 10 Units/mL stock Neuraminidase solution was added to the EPO sample. Also, sodium azide was added to this solution to a final concentration of 5mM by dilution with a 1M sodium azide solution. This solution was mixed and then incubated at 37°C overnight (18 hours) to digest. The digested samples were centrifuged in Centricon-10's at 5000rpm for 45 minutes. The filtrate, containing the lower molecular weight sialic acids, was subjected to carbohydrate analysis on a Dionex HPAE-PAD system (Dionex Corp., Sunnyvale CA). A usual analytical run contains ~50 ug of protein sample in

- 18 -

200uL. Molar compositions of the sialic acids were estimated from the relative Dionex peak areas of the NGNA and NANA species, adjusting for relative detector response to each species as determined from a standard curve prepared from mixtures of known molar composition.

10. Summary of the experimental parameters and resulting NGNA composition

10 Mean and standard deviations for pCO₂ and pH over the incubation periods, together with the estimated molar compositions of sialic acid (mole percent NGNA) are summarized in Table 2.

15

Table 2

SAMPLE I. D.	pCO ₂ (mm Hg)	pH	% NGNA
1.1	12.4 ± 1.8	6.73 ± 0.06	4.21 ± 0.38
1.2	12.1 ± 2.0	7.10 ± 0.13	3.63 ± 0.33
1.3	81 ± 5	6.73 ± 0.05	2.31 ± 0.21
1.4	83 ± 4	7.10 ± 0.04	2.05 ± 0.18
1.5	160 ± 6	6.69 ± 0.03	1.47 ± 0.13
1.6	164 ± 6	7.05 ± 0.03	1.79 ± 0.16
2.1	19.2 ± 2.1	6.78 ± 0.09	3.84 ± 0.34
2.2	19.1 ± 2.1	7.08 ± 0.06	3.46 ± 0.31
2.3	38.1 ± 2.5	6.69 ± 0.06	3.06 ± 0.28
2.4	39.7 ± 3.7	7.09 ± 0.08	2.95 ± 0.26
2.5	113.2 ± 7.8	6.71 ± 0.04	1.67 ± 0.15
2.6	121.9 ± 7.8	7.08 ± 0.03	2.16 ± 0.19

The functional relationship between pCO₂ and NGNA is shown in Figure 8. The time-averaged pCO₂ levels and standard deviations in pCO₂ were computed from daily samples for each of the twelve runs (see Figure 6).

20

- 19 -

Standard deviations in NGNA content are estimated using a historical measurement of the assay precision (9% coefficient of variation). Although the data are consistent with a single functional relationship, points from independent experiments and pH treatments are resolved as indicated in the figure legend. Figure 8 also demonstrates that the pH deviations observed in Figures 7a and 7b had no significant effect on NGNA composition.

This data shows that liquid-phase pCO_2 levels have a profound effect on the molar sialic acid composition of recombinant EPO produced in CHO cell culture. In two independent experiments comprising twelve independent runs, the mole percent NGNA was shown to be controlled in the range from 4.0% down to 1.6% by adjusting the levels of carbon dioxide in the range from 12 mm Hg to 162 mm Hg. A quadratic regression of the data indicates that 94% of the observed variation is explained by the effect of carbon dioxide. The change in NGNA composition is most pronounced at low pCO_2 values. The incremental effect of additional pCO_2 on NGNA composition decreases with increasing pCO_2 .

The ranges of pCO_2 investigated are typical of those found in many large-scale bioprocessing systems. It is not technically difficult to achieve significant increases in dissolved pCO_2 within these ranges. For pCO_2 levels above 120 mm Hg at neutral pH the additional osmolarity contributed by bicarbonate anion can be significant (>32 mmolal excess relative to media in equilibrium with 10% CO_2), but this can be compensated by reducing the sodium chloride levels in the basal media. Therefore, the results presented herein demonstrate a practical method for controlling the sialic acid composition of secreted recombinant glycoproteins which should apply to a variety of bioprocessing systems.

35

- 20 -

WHAT IS CLAIMED IS:

1. In a process for producing a glycoprotein in a reaction mixture, a method for controlling levels of NGNA
5 in said glycoprotein, the method comprising:
monitoring levels of CO₂ in the reaction mixture during biosynthesis of said glycoprotein; and
adjusting levels of CO₂ in the reaction mixture during biosynthesis of said glycoprotein.
- 10
2. The method of Claim 1 wherein said CO₂ is present in the reaction mixture in the form of dissolved carbon dioxide species, carbonate species, or mixtures of both.
- 15
3. The method of Claim 2 wherein the reaction mixture comprises a liquid and gas phase and said adjustment of CO₂ levels comprises controlling the exchange rate of carbon dioxide between the liquid and gas phases.
- 20
4. The method of Claim 3 wherein control of said exchange rate of carbon dioxide between the liquid and gas phases is effected by changing the agitation rate, changing the sparging rate, changing the surface to volume ratio, or
25 changing the permeability of a gas-exchange membrane.
5. The method of Claim 2 wherein the reaction mixture comprises a liquid and gas phase and said adjustment of CO₂ levels comprises controlling the pCO₂ in
30 the gas phase.
6. The method of Claim 5 wherein control of pCO₂ in the gas phase comprises metering controlled mixtures of gasses into the gas phase.
- 35

- 21 -

7. The method of Claim 5 wherein control of pCO₂ in the gas phase comprises changing the exchange rate of the immediate cell-culture gas phase with the gas in an external reservoir, such as the atmosphere in an incubator.

5

8. The method of Claim 2 wherein the adjustment of CO₂ levels comprises increasing the amount of dissolved bicarbonate in the reaction mixture.

10

9. The method of Claim 1 wherein said process of production is carried out in one of the following biosynthesis systems: tissue culture flasks, roller bottles, stirred bioreactors for microcarrier or suspension cultures, hollow-fiber bioreactors, fluidized beds, spinner flasks, or immobilized bed bioreactors.

15

10. The method of Claim 1 wherein said glycoprotein contains N-linked and/or O-linked oligosaccharides.

20

11. The method of Claim 10 wherein said glycoprotein is selected from the group consisting of EPO, stem cell factor, and granulocyte colony stimulating factor, immunoglobulin, and membrane-bound glycoprotein intrinsic to a vaccine or other therapeutic.

25

12. In a process for producing a glycoprotein in a reaction mixture, a method for lowering levels of NGNA in said glycoprotein, the method comprising increasing levels of CO₂ in the reaction mixture during biosynthesis of said glycoprotein.

30

13. The method of Claim 12 wherein said CO₂ is present in the reaction mixture in the form of dissolved carbon dioxide species, carbonate species, or mixtures of both.

35

- 22 -

14. The method of Claim 13 wherein the reaction mixture comprises a liquid and gas phase and said adjustment of CO₂ levels comprises controlling the exchange rate of carbon dioxide between the liquid and gas phases.

5

15. The method of Claim 14 wherein control of said exchange rate of carbon dioxide between the liquid and gas phases is effected by changing the agitation rate, changing the sparging rate, changing the surface to volume ratio, or changing the permeability of a gas-exchange membrane.

10

16. The method of Claim 13 wherein the reaction mixture comprises a liquid and gas phase and said adjustment of CO₂ levels comprises controlling the pCO₂ in the gas phase.

15

17. The method of Claim 16 wherein control of pCO₂ in the gas phase comprises metering controlled mixtures of gasses into the gas phase.

20

18. The method of Claim 16 wherein control of pCO₂ in the gas phase comprises changing the exchange rate of the immediate cell-culture gas phase with the gas in an external reservoir, such as the atmosphere in an incubator.

25

19. The method of Claim 13 wherein the adjustment of CO₂ levels comprises increasing the amount of dissolved bicarbonate in the reaction mixture.

30

20. The method of Claim 12 wherein said process of production is carried out in one of the following biosynthesis systems: tissue culture flasks, roller bottles, stirred bioreactors for microcarrier or suspension cultures, hollow-fiber bioreactors, fluidized beds, spinner flasks, or immobilized bed bioreactors.

35

- 23 -

21. The method of Claim 12 wherein said glycoprotein contains N-linked and/or O-linked oligosaccharides.

5 22. The method of Claim 21 wherein said glycoprotein is selected from the group consisting of EPO, stem cell factor, and granulocyte colony stimulating factor, immunoglobulin, and membrane-bound glycoprotein
10 intrinsic to a vaccine or other therapeutic.

FIG. 1

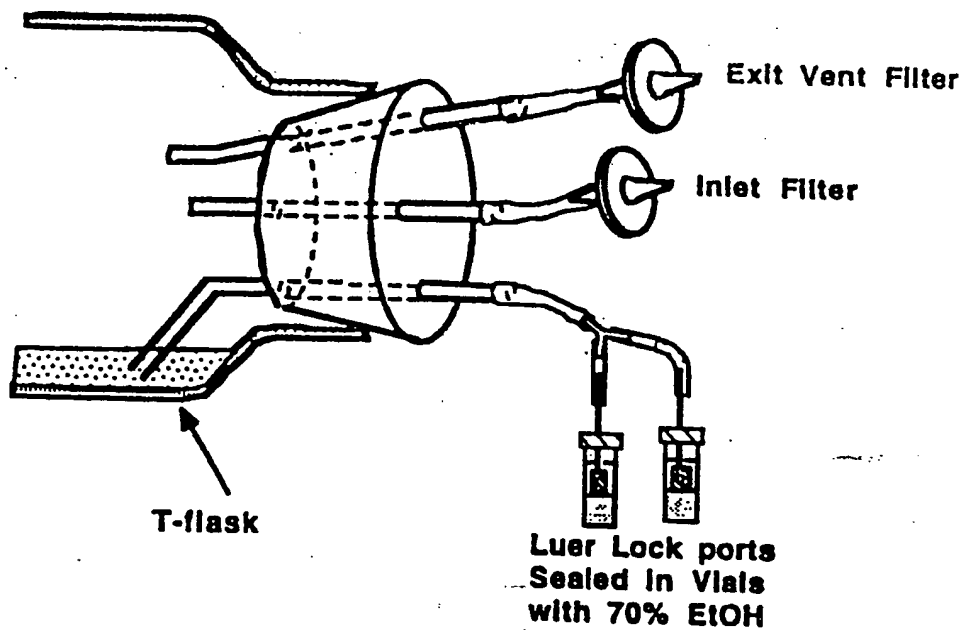


FIG. 2

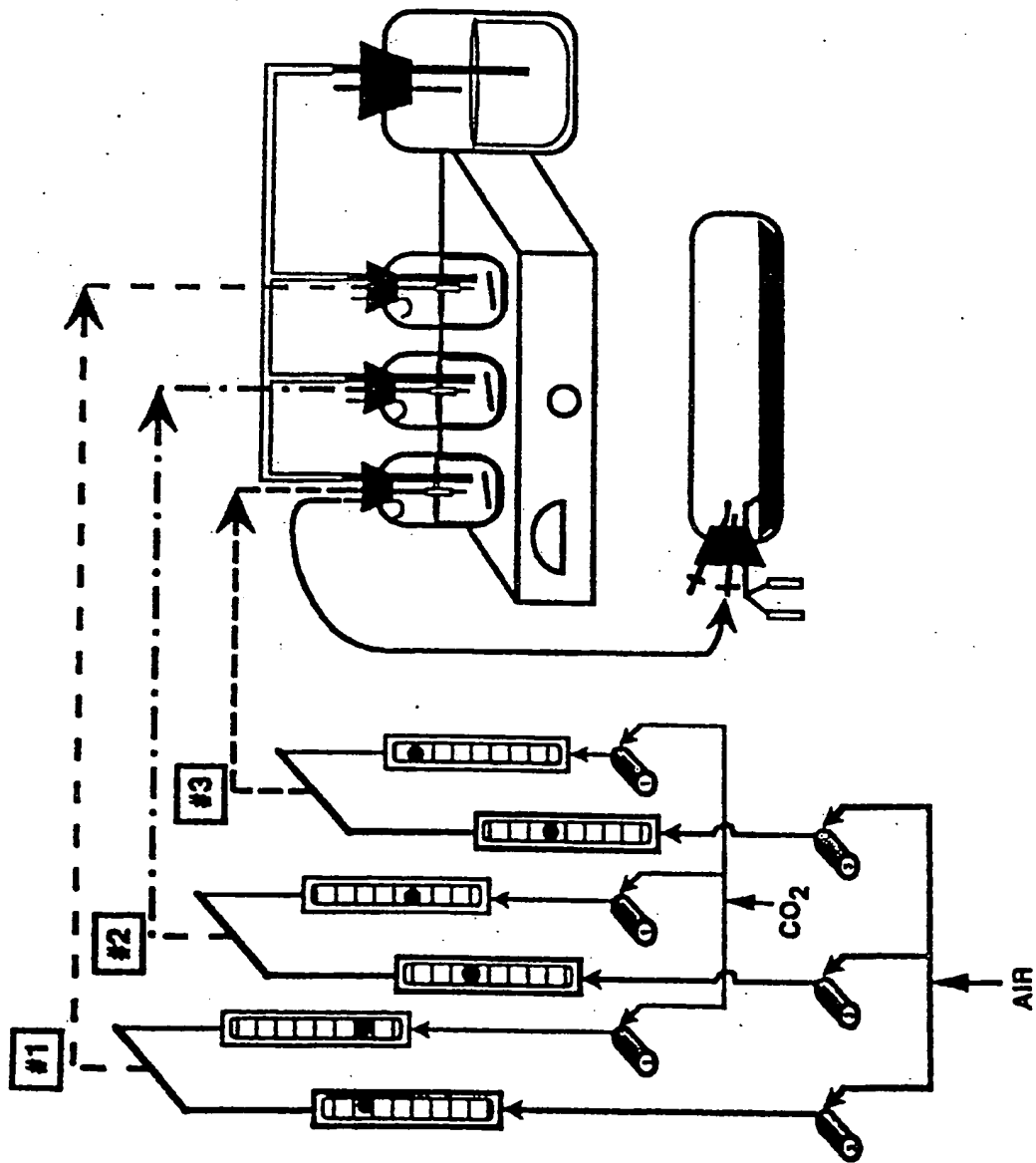


FIG. 3

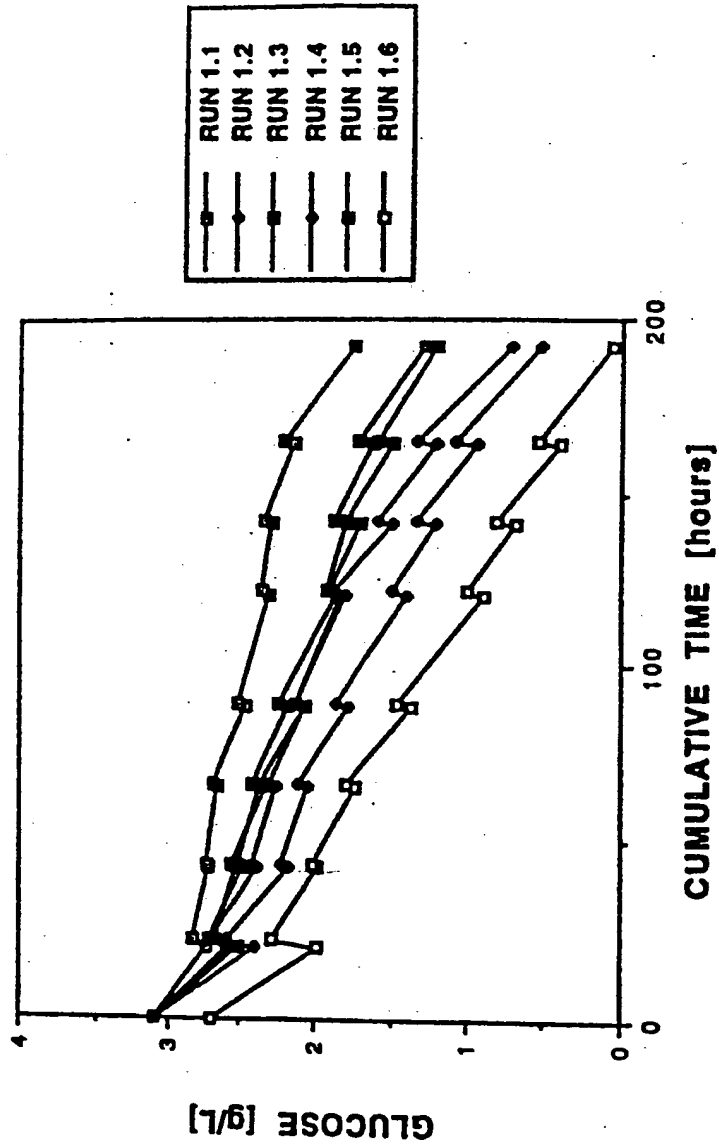


FIG. 4

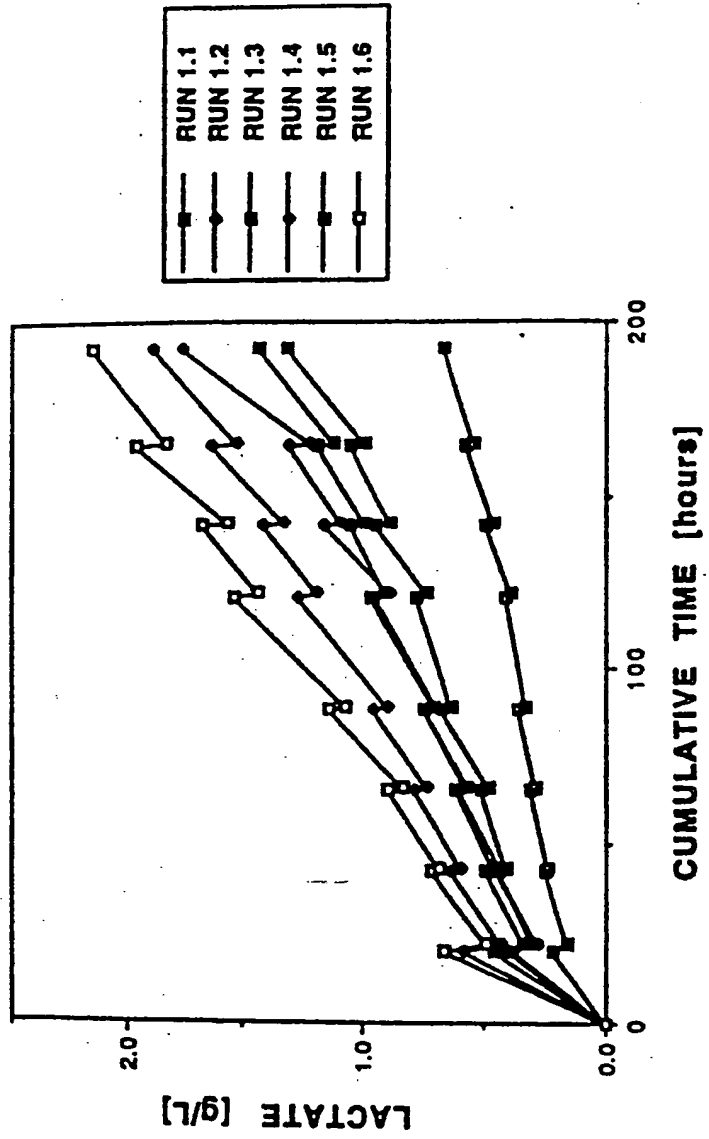


FIG. 5

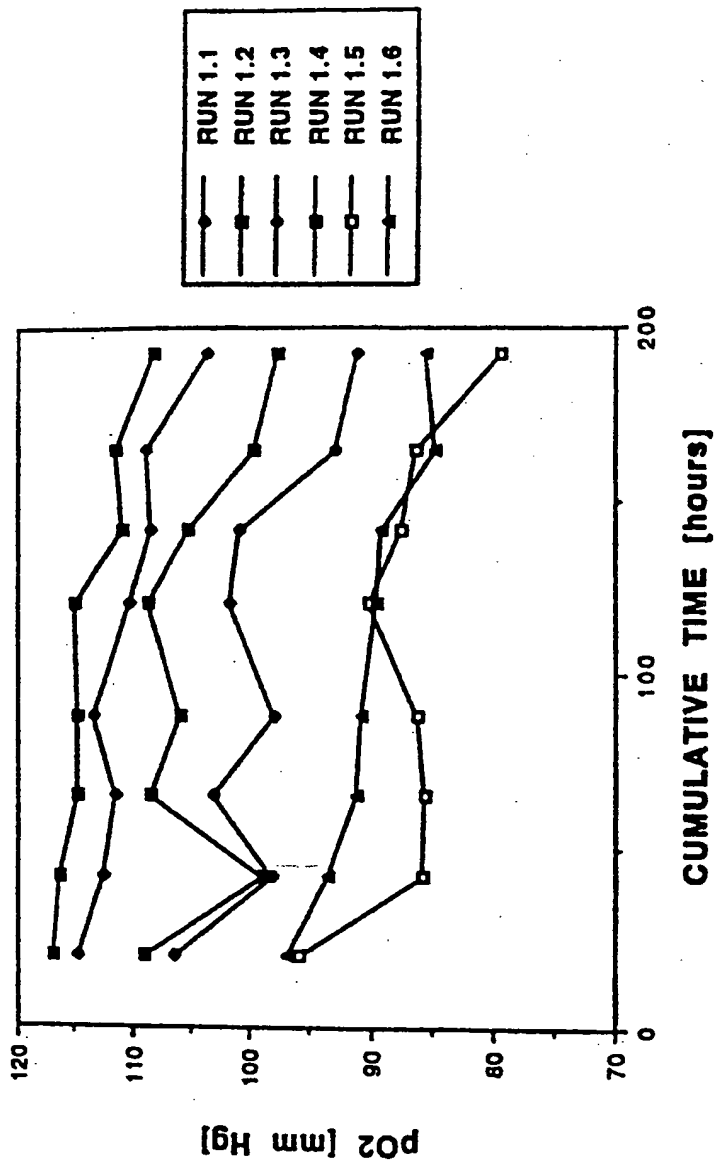


FIG. 6

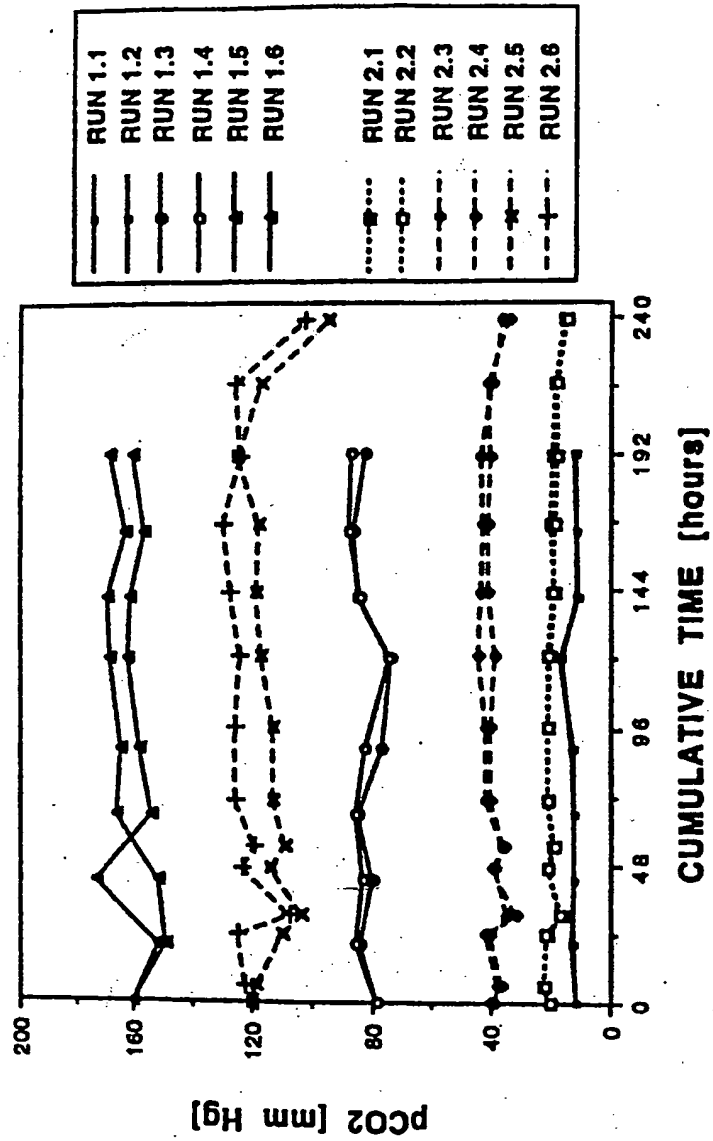


FIG. 7A

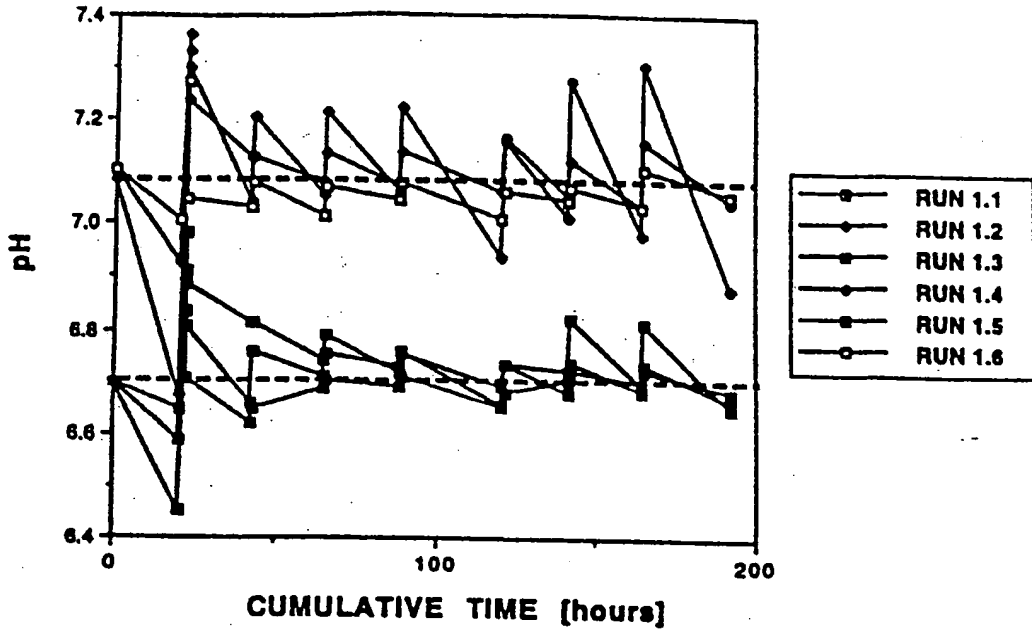


FIG. 7B

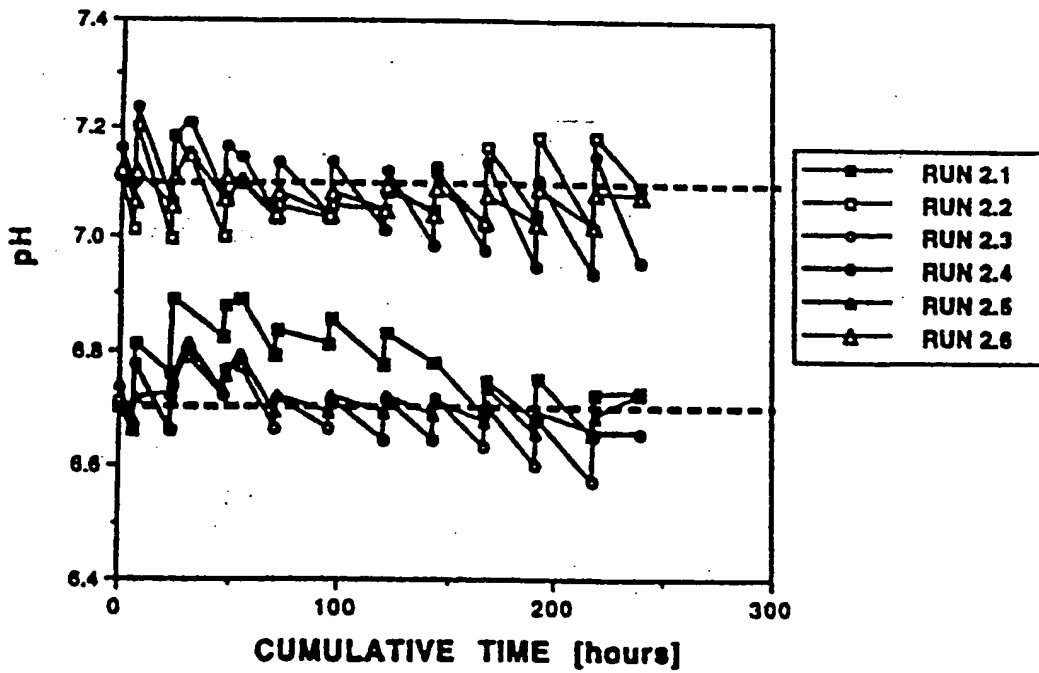
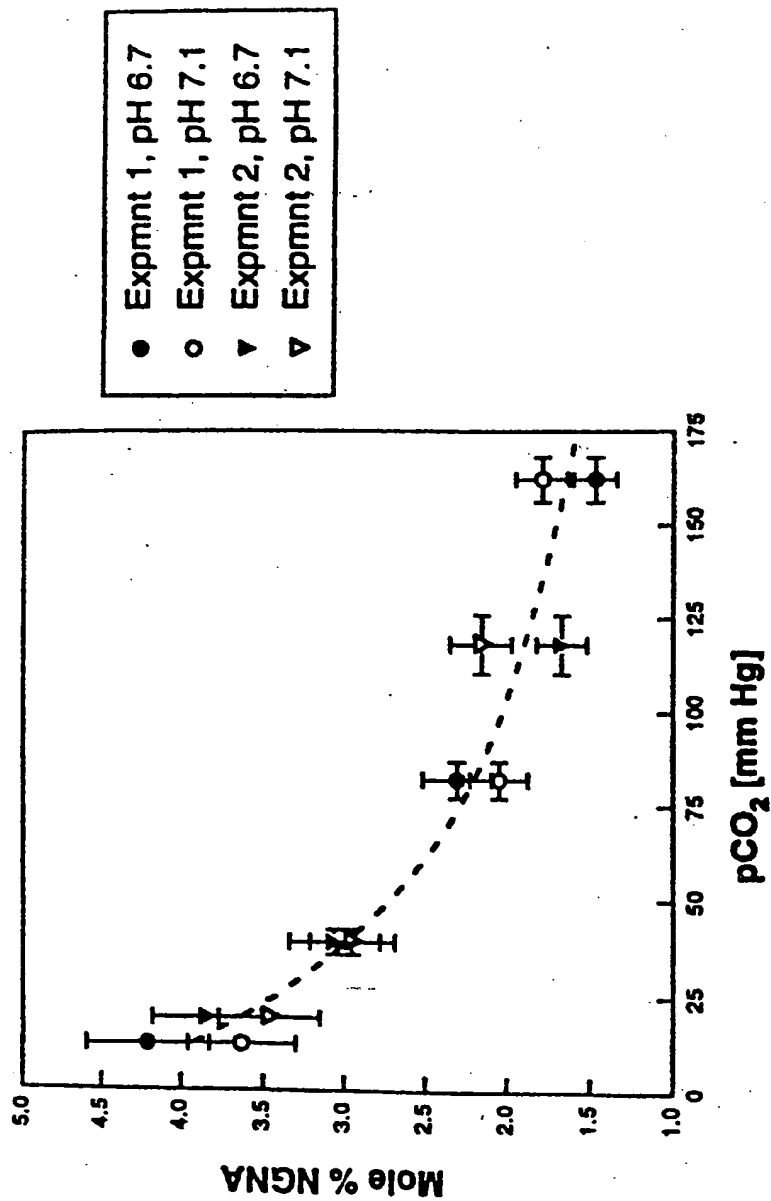


FIG. 8



INTERNATIONAL SEARCH REPORT

Internal Application No
PCT/US 94/12420

A. CLASSIFICATION OF SUBJECT MATTER
IPC 6 C12P21/02 C07K14/505

According to International Patent Classification (IPC) or to both national classification and IPC

B. FIELDS SEARCHED

Minimum documentation searched (classification system followed by classification symbols)
IPC 6 C12N C07K C12P

Documentation searched other than minimum documentation to the extent that such documents are included in the fields searched

Electronic data base consulted during the international search (name of data base and, where practical, search terms used)

C. DOCUMENTS CONSIDERED TO BE RELEVANT

Category *	Citation of document, with indication, where appropriate, of the relevant passages	Relevant to claim No.
X	<p>ANNALS OF THE NEW YORK ACADEMY OF SCIENCES, vol.665, 1992 pages 127 - 135 E. TSAO ET AL 'Optimization of a roller bottle process for the production of recombiant erythropoietin' cited in the application see page 131, paragraph 2 - page 132, paragraph 1</p> <p style="text-align: center;">--- -/--</p>	<p>12, 13, 16-18, 20-22</p>

Further documents are listed in the continuation of box C.

Patent family members are listed in annex.

* Special categories of cited documents :

- "A" document defining the general state of the art which is not considered to be of particular relevance
- "E" earlier document but published on or after the international filing date
- "L" document which may throw doubts on priority claim(s) or which is cited to establish the publication date of another citation or other special reason (as specified)
- "O" document referring to an oral disclosure, use, exhibition or other means
- "P" document published prior to the international filing date but later than the priority date claimed

- "T" later document published after the international filing date or priority date and not in conflict with the application but cited to understand the principle or theory underlying the invention
- "X" document of particular relevance; the claimed invention cannot be considered novel or cannot be considered to involve an inventive step when the document is taken alone
- "Y" document of particular relevance; the claimed invention cannot be considered to involve an inventive step when the document is combined with one or more other such documents, such combination being obvious to a person skilled in the art.
- "&" document member of the same patent family

Date of the actual completion of the international search

21 February 1995

Date of mailing of the international search report

09. 03. 95

Name and mailing address of the ISA

European Patent Office, P.B. 5818 Patentlaan 2
NL - 2280 HV Rijswijk
Tel. (+ 31-70) 340-2040, Tx. 31 651 epo nl,
Fax: (+ 31-70) 340-3016

Authorized officer

Van der Schaal, C

INTERNATIONAL SEARCH REPORT

International Application No
PCT/US 94/12420

C.(Continuation) DOCUMENTS CONSIDERED TO BE RELEVANT		
Category *	Citation of document, with indication, where appropriate, of the relevant passages	Relevant to claim No.
X	CHEMICAL ABSTRACTS, vol. 109, no. 3, 18 July 1988, Columbus, Ohio, US; abstract no. 21078, D. BANERJEE 'Microenvironment of endothelial cell growth and regulation of protein N-glycosylation' page 448 ; see abstract & INDIAN J. BIOCHEM. BIOPHYS., vol.25, no.1-2, 1988 pages 8 - 13 -----	12,13, 19-21
A	BIOTECHNOLOGY, vol.8, May 1990 pages 421 - 427 C. GOOCHEE AND T. MONICA 'Environmental effects on protein glycosylation' cited in the application -----	
A	US,A,5 047 335 (J. PAULSON ET AL) 10 September 1991 -----	

INTERNATIONAL SEARCH REPORT

Information on patent family members

International Application No

PCT/US 94/12420

Patent document cited in search report	Publication date	Patent family member(s)	Publication date
US-A-5047335	10-09-91	NONE	

**This Page is Inserted by IFW Indexing and Scanning
Operations and is not part of the Official Record**

BEST AVAILABLE IMAGES

Defective images within this document are accurate representations of the original documents submitted by the applicant.

Defects in the images include but are not limited to the items checked:

- BLACK BORDERS
- IMAGE CUT OFF AT TOP, BOTTOM OR SIDES
- FADED TEXT OR DRAWING
- BLURRED OR ILLEGIBLE TEXT OR DRAWING
- SKEWED/SLANTED IMAGES
- COLOR OR BLACK AND WHITE PHOTOGRAPHS
- GRAY SCALE DOCUMENTS
- LINES OR MARKS ON ORIGINAL DOCUMENT
- REFERENCE(S) OR EXHIBIT(S) SUBMITTED ARE POOR QUALITY
- OTHER: _____

IMAGES ARE BEST AVAILABLE COPY.

As rescanning these documents will not correct the image problems checked, please do not report these problems to the IFW Image Problem Mailbox.